


My Year
in
Kindergarten!

by



My Self-Portrait!

My Name



Smile

My Favorite Things!

Write your favorite of each item on the lines below.

Animal



Food



Color



Toy



Sport



Movie








My Kindergarten Favorites!

List the 3 things you liked most about kindergarten.

1.

2.

3.

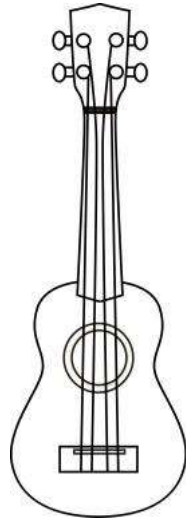


My Favorite Subject!


Of the subjects listed below, write your favorite on the line.
Then color the matching picture below.



reading



music



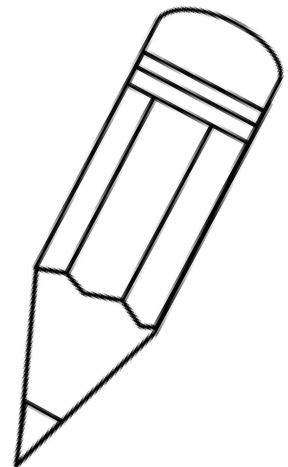
math



art



gym



writing



My Teacher!

Write your teacher's name on the line and draw a picture of your teacher below.

Teacher's
Name



TEACHER




My Favorite Lunch Food!


Write your favorite lunch food on the line. You may pick from the items shown below or choose your own. Then draw a picture of it in the box below.




fruit



hot dog




pizza



milk



sandwich



hamburger

My Favorite Field Trip!

Write where you went on your favorite field trip. Then draw a picture of the trip!




My Classmates!

Draw the faces of 3 classmates and write their names on the lines!





Two horizontal lines (one solid top, one dashed middle, one solid bottom) for writing the name of the classmate in the first box.

Two horizontal lines (one solid top, one dashed middle, one solid bottom) for writing the name of the classmate in the second box.



Two horizontal lines (one solid top, one dashed middle, one solid bottom) for writing the name of the classmate in the third box.



FRIENDS




When I Grow Up!

Write what you want to be when you grow up and draw a picture below.



JOBS





My Summer!

Draw a picture of the one thing you most want to do this summer. Write a sentence about it.

A large, empty rectangular box with a thin black border, intended for a child to draw a picture of their favorite summer activity.Four sets of primary-ruled lines for writing. Each set consists of a solid top line, a dashed middle line, and a solid bottom line, providing a guide for letter height and placement.

Advice from a Kindergarten Graduate!

What are 3 things you would tell next year's kindergarten class to help them feel comfortable and excited about starting kindergarten.

1

2


3



Name _____



Popsicle Addition!



Directions: Add the numbers in the picture. Then use the answers and the color key to color in the popsicles.

Color Key:

5 = red

6 = purple

7 = green

8 = orange

9 = blue

10 = brown

$4+1=$

$5+2=$

$3+3=$

$4+4=$

$4+2=$

$6+2=$

$6+3=$


$5+3=$

$2+4=$

10

10

10



$7+1=$

$8+1=$

$1+5=$

$8+0=$

$2+6=$

$3+2=$

10

10

Name _____

Let's Go Swimming!

Directions: Add the numbers in the picture. Then use the answers and the color key to color in the picture.

Color Key:

4 = red

5 = black


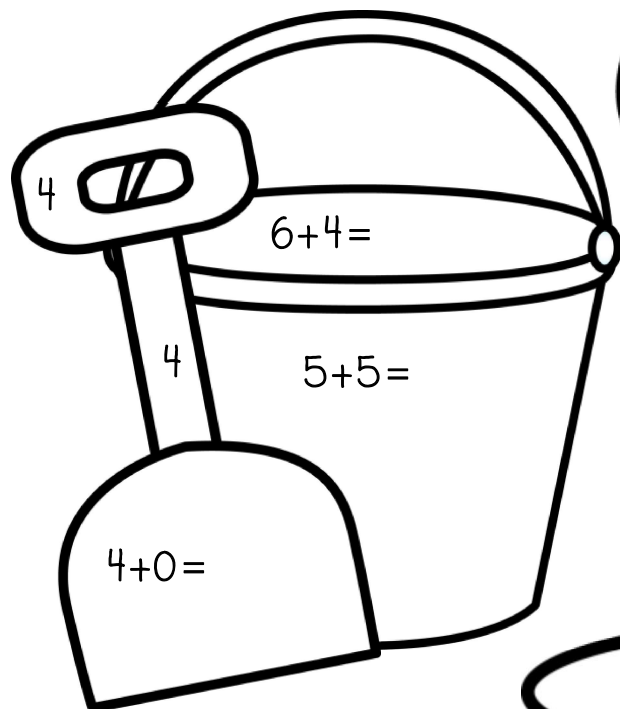
6 = green

7 = gray

8 = brown


9 = orange

10 = blue





Name _____


Subtraction - Under the Sea!





Directions: Cross out pictures to solve the equation.
Then color the circle that shows the answer.


1. 
 $5 - 3 = \textcircled{1} \textcircled{2} \textcircled{3}$

2. 
 $9 - 5 = \textcircled{2} \textcircled{3} \textcircled{4}$

3. 
 $6 - 4 = \textcircled{0} \textcircled{1} \textcircled{2}$

4. 
 $4 - 1 = \textcircled{3} \textcircled{4} \textcircled{5}$

5. 
 $7 - 0 = \textcircled{5} \textcircled{6} \textcircled{7}$

6. 
 $6 - 3 = \textcircled{2} \textcircled{3} \textcircled{4}$

Kindergarten Summer Review

✧ ≡ READING FREEBIE ≡ ✧

This NO-PREP reading summer review packet includes vital skills for your kindergarten student's progress toward first grade!


Each page includes a fun reading-related activity with easy-to-follow directions so your students can complete it as a review activity at school or at home!

Included Reading Topics:

Letter Writing Practice
Beginning Sounds
Sight Words
Build a Sentence

Also Included in the FULL Version:

Upper and Lowercase Letters
Rhyming Words
Word Families
Ending Sounds
Identifying Vowels
Digraphs/Blends
CVC Words
Write a Sentence







Table of Contents

INCLUDED IN THE FULL VERSION







Category	Activity Name	Page #
Letter Writing	Aa, Bb, Cc	4
	Dd, Ee, Ff	5
	Gg, Hh, Ii	6
	Jj, Kk, Ll	7
	Mm, Nn, Oo	8
	Pp, Qq, Rr	9
	Ss, Tt, Uu	10
	Vv, Ww, Xx	11
	Yy, Zz	12
	Upper/Lowercase	Summer Letter Matching
Rhyming Words	Sunny Rhymes	14
Word Families	Sweet "A" Word Families	15
	Sunny "E" Word Families	16
	Summer "I" Words Families	17
	Sandy "O" Word Families	18
	Beach "U" Word Families	19
Beginning Sounds	Splashy Beginning Sounds	20
Ending Sounds	Independence Ending Sounds	21
Vowels	Summer Fun Vowels	22
Digraphs	Beginning Digraphs	23
	Ending Digraphs	24
CVC Words	Fun in the Sun CVC Words	25
Sight Words	Color by Sight Word 1	26
	Color by Sight Word 2	27
Write-A-Sentence	Let's Write a Sentence!	28
Build-A-Sentence	We Play in the Water.	29
	We Look for the Shells.	30



MY SUMMER

PRACTICE

PACKET

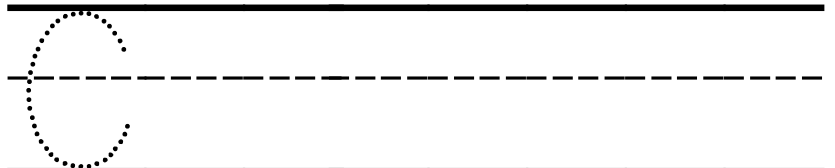

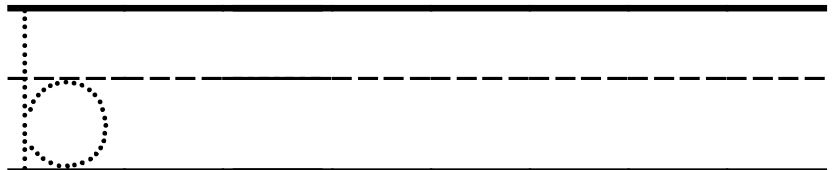
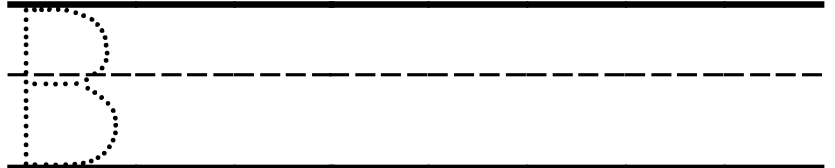
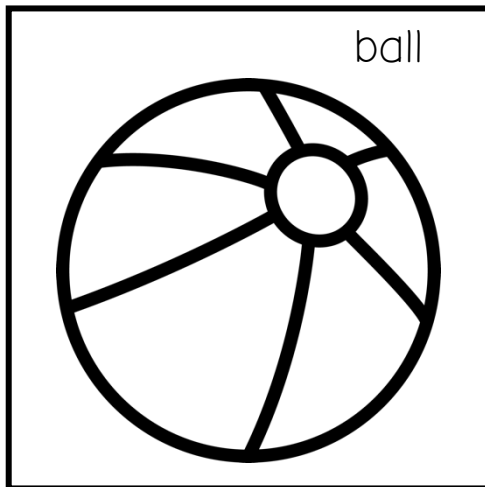
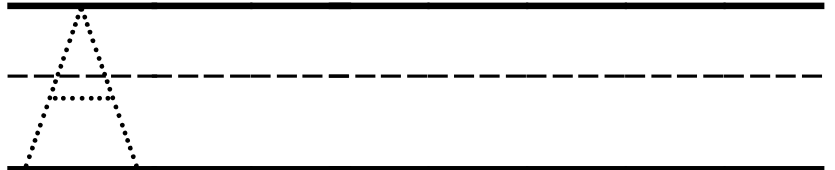





Name: _____

Penmanship Practice 1

Directions: Practice writing the upper and lowercase letters. Color the pictures.





Name: _____

Splashy Beginning Sounds

Directions: Fill in the beginning sound. Color the picture.




irl



aco



xe



ose




ake




oup



arn



hale




ear



ard



gg



ello



Name: _____

Color by Sight Word I

Directions: Using the key, match the color word to the sight word.

all – red	be – orange	came – yellow	did – green
eat – blue	four – purple	have – brown	get – pink


eat



Name: _____

Let's Build a Sentence! 1

Directions: Cut out the words at the bottom of the page. Glue them in the correct order to make a sentence. Write the sentence on the line.



--	--	--	--	--

in play we water. the

Thank you so much for downloading this
Reading FREEBIE Summer Review packet!

♡ you can find the full packet [here!](#)



Copyright © 2019 My Junior Burgers
myjuniorburgers.com

*This product is licensed for use by **one person**. You may not replicate it or sell it as your own work. Copies authorized for classroom use only.*



Be sure to check out other products from My Junior Burgers!

Mrs. Burger
myjuniorburgers@gmail.com